





IDIN Skill Builder: Charcoal Press Participant Guide



Create tools that facilitate reproduction of drawings.




Sketch in paper. Test. Modify. Repeat.



Mark where to cut.




Choose the best tool for the job.



Cut with the metal inserted as far as possible into the mouth



Flat bar



Flat bar



Flat bar



Flat bar



Flat bar

Mark the fold.



Hold flat bar near middle/bottom half.




Use the table's edge to shape the metal. Make changes incrementally, from right to left, then back again.



Change angle and leverage as needed.





Clamp down found object (PVC pipe).



Hold sheet metal against pipe with non-dominant hand.



Hit sheet metal against pipe with flat bar. Make incremental changes from right to left to avoid kinks. If kinks appear, change the orientation to flatten them (effectively thinning the metal).

